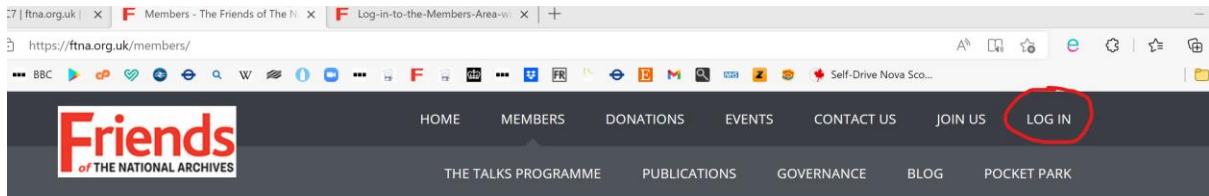


# How to log in to the Members' Area of the website using our membership platform VeryConnect

## STEP 1:

On the Home page, [www.ftna.org.uk](http://www.ftna.org.uk), go to the top menu and click on LOG IN at the far right hand side.



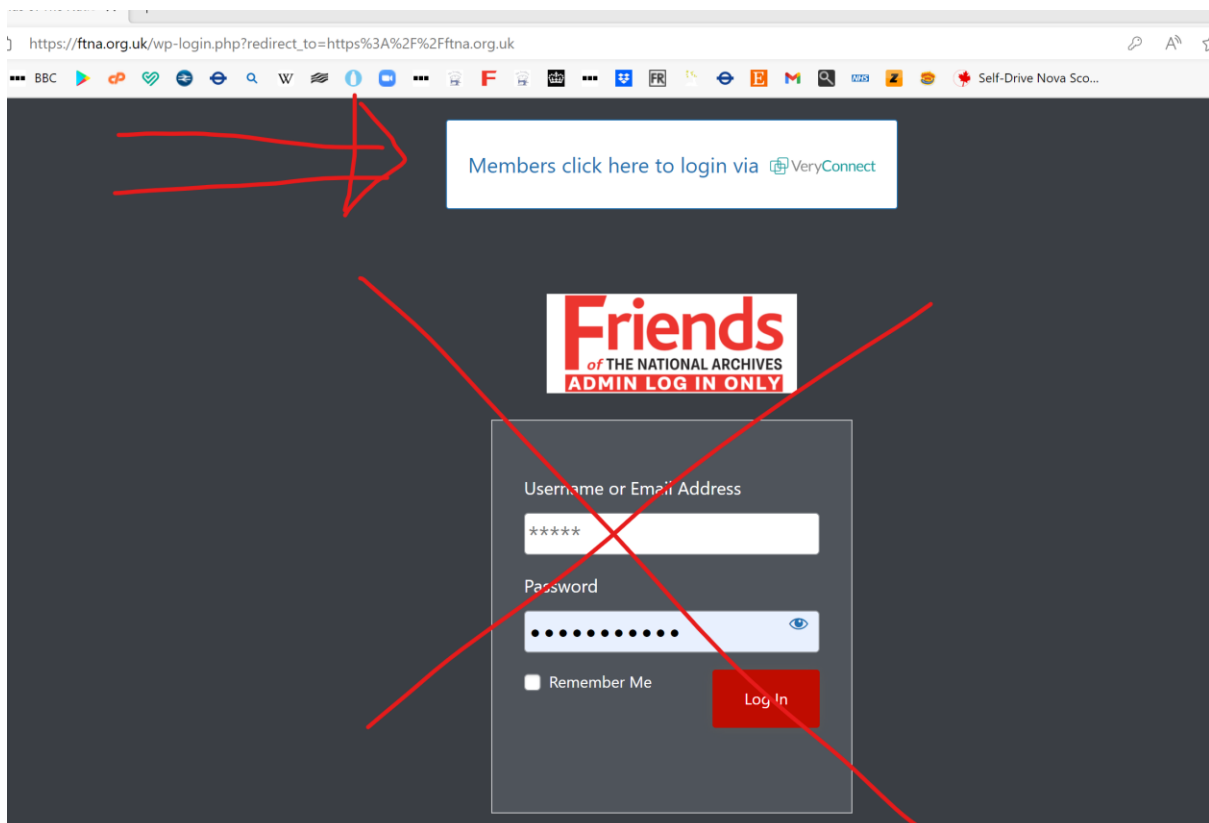
Home » Members

## Members



## STEP 2:

Please make sure you click on the correct part of the log in screen. See photo below:

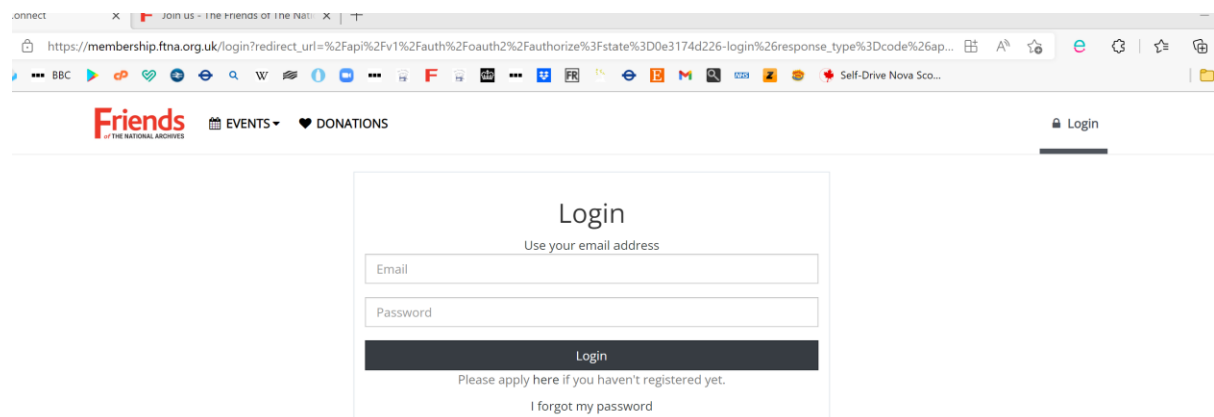


### STEP 3:

If you have already registered, login using your email address and password.

Click on the forgot my password button if that is the case.

If you have not yet registered, use the apply here button.



The screenshot shows a web browser window with the URL [https://membership.ftna.org.uk/login?redirect\\_url=%2Fapi%2Fv1%2Fauth%2Foauth2%2Fauthorize%3Fstate%3D0e3174d226-login%26response\\_type%3Dcode%26ap...](https://membership.ftna.org.uk/login?redirect_url=%2Fapi%2Fv1%2Fauth%2Foauth2%2Fauthorize%3Fstate%3D0e3174d226-login%26response_type%3Dcode%26ap...). The page header includes the logo for Friends of the National Archives, navigation links for EVENTS and DONATIONS, and a Login link. The main content area features a login form with the following elements:

- Login** (Section Header)
- Use your email address (Instruction)
- Email (Input field)
- Password (Input field)
- Login (Submit button)
- Please apply here if you haven't registered yet. (Text)
- I forgot my password (Text)